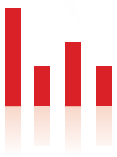




**Know that your PV system is producing to its maximum potential.**

View historic and real-time energy production of your SolarEdge optimized system on the go with your smart phone.



**Easy to use charts show your PV performance.**

Compare today's production to past measurements.



**Want to know how your PV system stacks up against your friends?**

You can share real-time system performance details with your friends across many social platforms: email, messaging apps, Facebook and on Twitter.



**Real-time and forecasted weather data.**

Evaluate your system's performance by understanding what environmental conditions affect energy production.

**See and share your system's performance on the go: real-time insight to home energy production and usage.**

Gain visibility into your system performance in real-time with this intuitive, user-friendly app. Share your system performance at the push of a button.

**Don't have a solar system yet?** You can explore and learn about features by using the demo account.

Download the app for free on iPhone or Android by visiting the AppStore or Google Play.



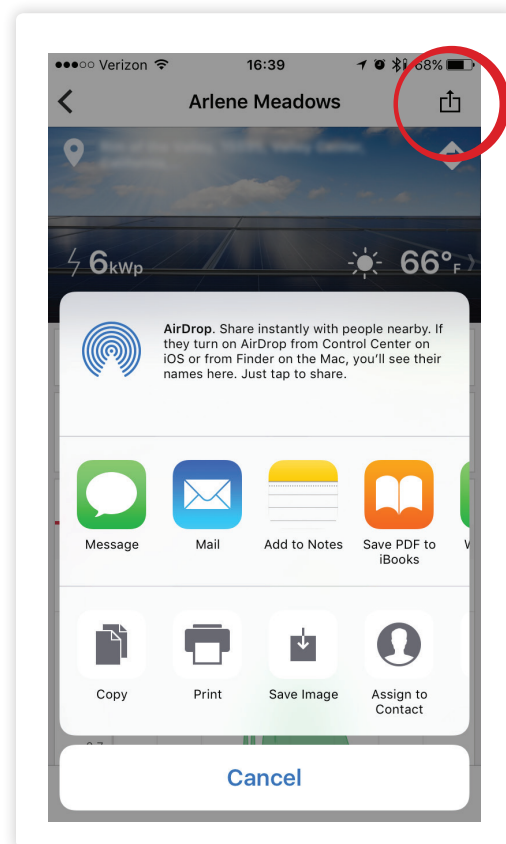
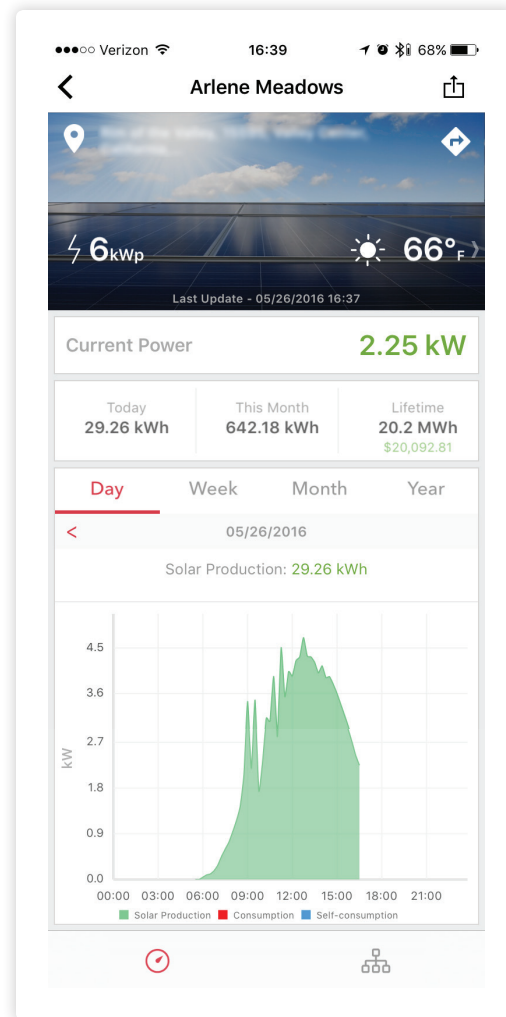
# Getting Started with the SolarEdge Monitoring App

After your inverter connects to the internet, SolarEdge automatically begins tracking and reporting your site's performance. Your installer will need to create the physical layout in the SolarEdge portal for you to view. **Confirm with your installer regarding completion date of your homeowner account.**

\* Before you can register you need to ensure that SolarEdge email isn't getting stuck in your SPAM folder. Add [DoNotReply@solaredge.com](mailto:DoNotReply@solaredge.com) to your contacts and watch for a registration email with the subject line: *Registration to SolarEdge Monitoring Portal.*

To begin using:

1. A link to register will be sent to you in email. \*Note: if you click the link and nothing happens, simply copy and paste the same URL into your web browser address bar.
2. Register your site with SolarEdge:
  - You will need to enter your name, phone number, language, create a password and select units (*Imperial* for Fahrenheit and *Metric* for Celsius)
  - Check the box agreeing to SolarEdge's terms and conditions and select if you want news, updates or technical notifications from SolarEdge
  - Click Confirm, log-in and view your energy performance
3. To get updated information on your smart phone, download the free monitoring app:
  - Visit Google Play or the App Store to download the "SolarEdge Monitoring" app.
  - Login using the same email address and password that you created during registration. The app will remember your login information; allowing you to see your system's performance at any time.
4. You can begin sharing your system's performance on your favorite social network or by email or text.



Click on the icon to share